

*Durability through  
perfection in craftsmanship*

モノズク




**We're dedicated to crafting air conditioners that last**

For over 60 years, Mitsubishi Electric has been the pioneer in air conditioner technology in Japan. Priced at a premium in the market, our high standards of craftsmanship, pride and passion for quality continues to lead the industry and inspires other manufacturers to raise their own standards.

This commitment to manufacturing durable air conditioners has made Mitsubishi Electric a lifetime partner you can trust for consistent and long-lasting cooling and comfort.

***MONOZUKURI***

Monozukuri is a Japanese philosophy meaning 'obsession with craftsmanship.' It drives the Japanese to pursue perfection. It can be seen and felt down to a product's smallest details. It's in every Mitsubishi Electric Air Conditioner.



MEQ is a hallmark of Mitsubishi Electric Quality. Look for this symbol for an assurance that your air conditioner has met stringent quality standards that stand head and shoulders above the competition.


## MITSUBISHI ELECTRIC. QUALITY YOU CAN BELIEVE IN.

### OUR **4** PILLARS OF DURABILITY



#### TESTING FOR HARSH CONDITIONS

Extreme tests on our air conditioners confirm that our designs are built to last.



#### MANUFACTURING OUR OWN KEY PARTS

Our design and engineering expertise is applied to manufacturing key parts such as the compressor and inverter.



#### QUALITY CONTROL FOR THE REAL WORLD

All products are inspected to ensure that your air conditioner works just as well at home as it does in our factories.



#### OVER 60 YEARS OF INNOVATION

Our history as a pioneer in air conditioner technology is proof of the durability of our products.



**mitsubishi  
ELECTRIC**

**Mr.SLIM INVERTER**

How do we craft a durable air conditioner?



## Testing For Harsh Conditions

Extreme tests on our air conditioners confirm that our designs are built to last.

Our air conditioners are put through the worst, to give you our best. This ensures that there's less risk of break downs to give you peace of mind and confidence that your air conditioner will pass any test with flying colours.



SALT WATER TEST



FLAME RETARDANT TEST



RAINFALL TEST



HIGH VOLTAGE TEST




## Manufacturing Our Own Key Parts

Our design and engineering expertise is applied to manufacturing key parts such as the compressor and inverter.

### SEMICONDUCTOR

As the brain of your air conditioner, the semiconductor is able to intelligently control the compressor to minimise power consumption.



### DC FAN MOTOR / PROPELLER FAN

A highly efficient DC fan motor drives the fan of the outdoor unit while the newly designed propeller fan maximises air flow from the lungs of the air conditioner efficiently.




### POKI-POKI MOTOR

Dramatically enhances motor efficiency using original dense winding technology.

### COMPRESSOR

The compressor is the heart of the air conditioner. Employing Mitsubishi Electric's proprietary technology, we are able to achieve both high efficiency and high power. Original heat caulking method minimizes cylinder distortion for greater efficiency.

Because our standards are so high, we take full control of manufacturing key parts such as the compressor and inverter to guarantee they work consistently well for many years. All you have to do is sit back and enjoy our quiet cooling and comfort.





## Quality Control For The Real World

All products are inspected to ensure that your air conditioner works just as well at home as it does in our factories.

100%  
Enjoyment





As an example of our product inspection, we connect all outdoor units one by one directly to a test indoor unit. We're proud to take this extra step for you. It's just one of the ways we minimise repair and replacement costs to give you a trouble-free air conditioner and true value for money.

100%  
Product  
Inspection






## PIONEERS OF A NEW STANDARD OF COMFORT

For over 100 years, Mitsubishi Electric has researched wind technology to bring the most comfortable breeze into your home. We invented the world's first cross-flow fan air conditioner, which allowed for a smaller and lighter air conditioner. We then pioneered the idea of split air conditioners, which separated the compressor from the indoor unit for the very first time, making a previously noisy experience quiet and peaceful. These technologies have set the benchmark for cooling comfort that others in the industry now follow.

## LONG-LASTING COOLING THROUGH DURABILITY IN DESIGN

Our air conditioners are built to last, so your comfort lasts for years to come. Our promise of durability comes from our strength as a general electronics company, which enables us to bring together advanced technologies from our diverse expertise. We apply the highest standards to manufacturing our own key parts such as the compressor, motor and semiconductor. In this way, we're confident that your air conditioner will work consistently well through the years.





## CREATING COMFORT ON A GLOBAL SCALE

Caring for the environment is our way of helping to keep our earth comfortable for future generations. The durability of our products reduces the demand for natural resources, while energy efficient products reduce carbon dioxide emissions so that you can enjoy coolness, without compromising the health of our planet.





# R32 INVERTER SUPER DELUXE LN SERIES



MODEL	INDOOR	MSZ-LN10VF	MSZ-LN13VF
	OUTDOOR	MUZ-LN10VF	MUZ-LN13VF
Cooling Capacity Range (Btu/hr)		3,412 – 11,942	3,412 – 12,966
Capacity (Rated)	Btu/hr	8,871	12,966
	kW	2.6 (1.00 – 3.50)	3.8 (1.00 – 3.80)
CSPF	kWh	7.40	6.64
CSPF Star Rating			
Power Input (kW)		0.53	1.00
Running Current (A)		2.8	4.8
Power Supply		230-240V, 50Hz (Single Phase)	
INDOOR		MSZ-LN10VF	MSZ-LN13VF
Air Flow (m <sup>3</sup> /min)	Lo – Hi	4.3 – 11.9	
Air Flow (CFM)		152 – 420	
Noise Level [dB(A)]	Lo – Hi	19 – 42	
Dimension (mm)	W x D x H	890 x 233 x 307	
Net Weight (kg)		15.5	
OUTDOOR		MUZ-LN10VF	MUZ-LN13VF
Noise Level [dB(A)]		46	
Dimension (mm)	W x D x H	800 x 285 x 714	
Net Weight (kg)		35.5	
Connection Method		FLARED	
Pipe Size	Gas mm	9.52	
Outer Diameter	Liquid mm	6.35	
Max. Piping Length (M)		20	
Max. Height Difference (M)		12	






# R32 INVERTER DELUXE GR SERIES



MODEL	INDOOR	MSY-GR10VF	MSY-GR13VF	MSY-GR18VF	MSY-GR24VF	MSY-GR28VF
	OUTDOOR	MUY-GR10VF	MUY-GR13VF	MUY-GR18VF	MUY-GR24VF	MUY-GR28VF
Cooling Capacity Range (Btu/hr)		3,753 – 11,601	4,777 – 13,989	6,142 – 20,472	6,142 – 26,614	7,165 – 31,390
Capacity (Rated)	Btu/hr	9,554	12,624	17,742	24,225	27,978
	kW	2.8 (1.1 – 3.4)	3.7 (1.4 – 4.1)	5.2 (1.8 – 6.0)	7.1 (1.8 – 7.8)	8.2 (2.1 – 9.2)
CSPF	kWh	6.64	6.24	6.28	5.67	-
CSPF Star Rating						Not Applicable
Power Input (kW)		0.77	1.1	1.4	2.02	2.5
Running Current (A)		3.9	5.3	6.2	9.1	11.2
Power Supply		230-240V, 50Hz (Single Phase)				
INDOOR		MSY-GR10VF	MSY-GR13VF	MSY-GR18VF	MSY-GR24VF	MSY-GR28VF
Air Flow (m <sup>3</sup> /min)	S.Lo – Lo – Hi – S.Hi	4.0 – 5.3 – 9.5 – 11.4	4.3 – 5.3 – 9.5 – 11.8	9.0 – 11.2 – 15.7 – 19.5	9.6 – 12.0 – 16.9 – 20.3	9.8 – 12.8 – 17.7 – 21.8
Air Flow (CFM)	S.Lo – Lo – Hi – S.Hi	141 – 187 – 336 – 403	152 – 187 – 336 – 417	318 – 396 – 554 – 689	339 – 424 – 597 – 717	346 – 452 – 625 – 770
Noise Level [dB(A)]	S.Lo – Lo – Hi – S.Hi	18 – 24 – 38 – 42	19 – 24 – 38 – 43	27 – 33 – 44 – 49	28 – 36 – 45 – 51	30 – 37 – 46 – 53
Dimension (mm)	W x D x H	838 x 229 x 280			1100 x 257 x 325	
Net Weight (kg)		10.0			17.0	
OUTDOOR		MUY-GR10VF	MUY-GR13VF	MUY-GR18VF	MUY-GR24VF	MUY-GR28VF
Noise Level [dB(A)]		47	49	52	57	56
Dimension (mm)	W x D x H	699 x 249 x 538		800 x 285 x 550	800 x 285 x 714	840 x 330 x 880
Net Weight (kg)		21.5	25.0	31.5	38.0	48.0
Connection Method		FLARED				
Pipe Size	Gas mm	9.52		12.7		15.88
Outer Diameter	Liquid mm	6.35				
Max. Piping Length (M)		20			30	
Max. Height Difference (M)		12			15	





# R32 STANDARD INVERTER JS SERIES



MODEL	INDOOR	MSY-JS10VF	MSY-JS10VF2	MSY-JS13VF	MSY-JS18VF	MSY-JS24VF	
	OUTDOOR	MUY-JS10VF	MUY-JS10VF2	MUY-JS13VF	MUY-JS18VF	MUY-JS24VF	
Cooling Capacity Range (Btu/hr)		2,730-9,212	3,071-9,895	3,071-12,624	5,118-19,448	5,459-22,860	
Capacity (Rated)	Btu/hr	8,871	9,554	12,283	17,742	22,519	
	kW	2.6 (0.80-2.70)	2.8 (0.90-2.90)	3.6 (0.90-3.70)	5.2 (1.5-5.70)	6.6 (1.60-6.70)	
CSPF	kWh	5.49	6.23	5.68	5.73	6.03	
CSPF Star Rating							
Power Input (kW)		0.92	0.91	1.29	1.68	2.01	
Running Current (A)		5.0	4.2	6.0	7.5	9.1	
Power Supply		230-240, 50Hz (Single Phase)					
INDOOR		MSY-JS10VF	MSY-JS10VF2	MSY-JS13VF	MSY-JS18VF	MSY-JS24VF	
Air Flow (m <sup>3</sup> /min)	S.Lo – Lo – Hi – S.Hi	3.95 - 5.87 - 9.42 - 12.50	5.25 - 6.88 - 10.83 - 12.32		6.5 - 8.4 - 13 - 16.1	8.5 - 11.3 - 16.3 - 18.7	
Air Flow (CFM)	S.Lo – Lo – Hi – S.Hi	139 - 207 - 333 - 441	185 - 243 - 383 - 435		230 - 297 - 459 - 569	300 - 399 - 576 - 660	
Noise Level [dB(A)]	S.Lo – Lo – Hi – S.Hi	21 - 25 - 37 - 43	22 - 28 - 40 - 43		28 - 33 - 44 - 49	29 - 37 - 45 - 51	
Dimension (mm)	W x D x H	838 x 228 x 280			923 x 262 x 305		
Net Weight (kg)		8.0	8.5		11.5	12.5	
OUTDOOR		MUY-JS10VF	MUY-JS10VF2	MUY-JS13VF	MUY-JS18VF	MUY-JS24VF	
Noise Level [dB(A)]		50			51	52	55
Dimension (mm)	W x D x H	660 x 235 x 454	699 x 249 x 538		800 x 285 x 550	800 x 285 x 714	
Net Weight (kg)		18.0	20.0	21.0	31.5	37.0	
Connection Method		FLARED					
Pipe Size	Gas mm	9.52			12.7		
Outer Diameter	Liquid mm	6.35					
Max. Piping Length (M)		20				30	
Max. Height Difference (M)		12				15	

# R32 STANDARD NON-INVERTER JR SERIES

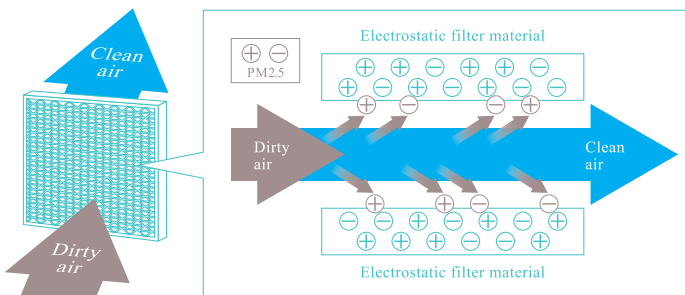


MODEL	INDOOR	MS-JR10VF	MS-JR13VF	MS-JR18VF	MS-JR24VF
	OUTDOOR	MU-JR10VF	MU-JR13VF	MU-JR18VF	MU-JR24VF
Cooling Capacity Range (Btu/hr)		9,212	12,283	17,401	21,837
Capacity (Rated)	Btu/hr	9,212	12,283	17,401	21,837
	kW	2.70	3.60	5.10	6.40
CSPF	kWh	3.59	3.47	3.52	3.56
CSPF Star Rating					
Power Input (kW)		0.84	1.12	1.66	2.01
Running Current (A)		3.7	5.0	7.5	9.1
Power Supply		230V, 50Hz (Single Phase)			
INDOOR		MS-JR10VF	MS-JR13VF	MS-JR18VF	MS-JR24VF
Air Flow (m <sup>3</sup> /min)	Lo – Hi – S.Hi	4.4 – 9.2 – 11.8	5.5 – 10 – 12.3	10.9 – 14.9 – 18.8	12.9 – 17.7 – 21.3
Air Flow (CFM)	Lo – Hi – S.Hi	155 – 325 – 417	194 – 353 – 434	385 – 526 – 664	456 – 625 – 752
Noise Level [dB(A)]	Lo – Hi – S.Hi	25 – 39 – 45	29 – 41 – 47	34 – 44 – 49	37 – 45 – 50
Dimension (mm)	W x D x H	799 x 232 x 290		923 x 250 x 305	1100 x 238 x 325
Net Weight (kg)		9.0		13.0	16.0
OUTDOOR		MU-JR10VF	MU-JR13VF	MU-JR18VF	MU-JR24VF
Noise Level [dB(A)]		50		51	54
Dimension (mm)	W x D x H	718 x 255 x 525			840 x 330 x 880
Net Weight (kg)		26	29	33.5	52
Connection Method		FLARED			
Pipe Size	Gas mm	9.52	12.7		15.88
Outer Diameter	Liquid mm	6.35			
Max. Piping Length (M)		20		30	
Max. Height Difference (M)		10			

# Microparticle Catching Filter

Effectively eliminates PM2.5

Effectively catches floating PM2.5 particles to maintain clean air in the room.

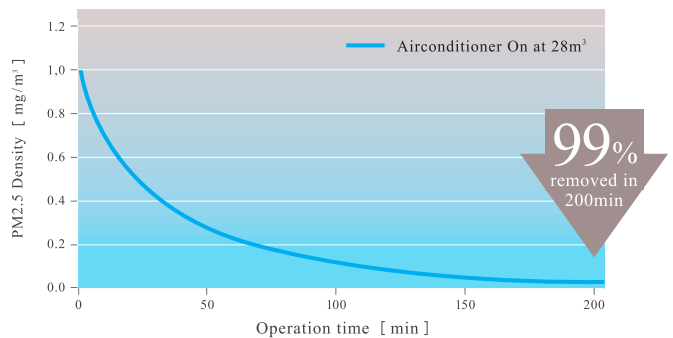


Electrostatic material removes PM2.5 from the air and absorbs it when passing through the filter



[ Parts Code ]  
with flame  
MAC-EMF515FT-E

## PM2.5 Removal Efficiency



**Test conditions:** Removal efficiency of particulates sizes ranging 0.3-2.5 $\mu$ m after operation for 200min using MSY-JP24VF microparticle catching filter in 28m<sup>3</sup> enclosed space with tidal air circulation volume of 0.5/hr (in-house test)



### ● Plasma Quad Plus

Clean, fresh air is vital for ensuring healthy surrounding for us. To achieve this, Mitsubishi Electric's powerful plasma-based filter system effectively removes air pollutants, allergens, dust, bacteria and viruses.



### ● Easy Clean Design

Our innovative easy clean design allows you to easily dismantle the indoor unit's removable components for thorough cleaning even at hard places to access.



### ● Warranty

Our Mitsubishi Electric's warranty comes with 2 years general warranty & 7 years compressor warranty.



Note:

Up to 24,000 Btu/hr entitled for 2 years general warranty and 7 years compressor warranty. Above 24,000 Btu/hr to 48,000 Btu/hr is entitled for 1 year general warranty and 5 years compressor warranty.

### ● Dual Barrier Coating

Dual barrier coating works as a two barrier coating (Hydrophobic coating & Hydrophilic coating) with blended "fluorine particles" that prevent hydrophilic dirt penetration and "hydrophilic particles"





Image after 10 years

Dual barrier coating used



# Product Features

## Comfort



### I FEEL Control

Under auto mode, only one touch on the "Too Warm" or "Too Cool" I FEEL Control button, the optimum room temperature can be reached automatically. I FEEL Control can learn your temperature preferences. Next time when you switch on the air conditioner, it will automatically operate at your desired temperature.



### 3D i-see Sensor

3D i-see sensor can oscillate in 150° to proactively detect floor and wall temperature. It then customizes the air flow, reducing the possibility of temperature differences, ensuring that room temperature is even. The result is added comfort and reduced power consumption.



### Long Air Flow

Delivers substantial and comfortable airflow. It can project air current up to 12meters. Suitable even for living rooms.



### Econo Cool

In Econo Cool Mode, the swing operation functions vertically in various cycles according to air flow temperature. This results in consistent cooling.



### Fast Cooling

Fast Cooling mode makes the compressor reach its maximum frequency remarkably faster than normal operation. Quickly cools the room with the highest-volume and lowest air-temperature airflow within 2min after the operation. Once activated, this mode continues for 15 minutes.



### Sleep Mode

Sleep mode offers peaceful indoor environment. Slightly reduce temperature to support body to release heat. Automatically returns to original setting temperature after 120 minutes.



### Noise-Reducing Design

Wider fan diameter and the use of uneven fan blade in 5 varied spacing allows the unit to deliver better, larger air flow with reduced noise level. Other innovative noise reduction technologies like heat exchanger and metal strip further help reduce noise level to as low as 21dB\* - lower than the standard 25dB noise level of a recording studio.

## Convenience



### Backlight (Remote Control)

Once the luminous backlight button is pressed, the setting can be easily checked in the dark.



### Auto Vane Control

Auto vanes can be set at 6 positions and swing left & right. 5 positions and swing for up & down.



### Self Diagnostic (Error code on RC)

End User easily check the error of Air-cond by finger touch. The error code will appear on Remote Controller screen.

## Reliability



### Blue Fin Condenser

The heat exchanger of the outdoor unit is specially coated with anti-corrosion treatment to enhance its durability, and protect it against corrosion from air, water and other corrosive elements. It also helps optimize the efficiency and performance of your air conditioner.



### Durable Electronic Metal Housing

This special box metal housing protects electronic circuitry from dust - ensuring durability, reliability and short circuit protection.


## Summary Features

Model	INDOOR OUTDOOR	STANDARD NON - INVERTER				STANDARD INVERTER				
		MS/ MU- JR10VF	MS/ MU- JR13VF	MS/ MU- JR18VF	MS/ MU- JR24VF	MSY/ MUY - JS10VF	MSY/ MUY - JS10VF2	MSY/ MUY - JS13VF	MSY/ MUY - JS18VF	MSY/ MUY - JS24VF
<b>CLEANER AIR</b>										
Air Filter (Prefilter)		●	●	●	●	●	●	●	●	●
Air Cleaning Filter (Electrostatic Anti-allergy Enzyme Filter)		optional*	optional*	optional*	optional*	optional*	optional*	optional*	optional*	optional*
Plasma Anti-allergy Enzyme Filter		-	-	-	-	-	-	-	-	-
Plasma Deodorising Filter		-	-	-	-	-	-	-	-	-
Easy Clean Design		●	●	●	●	-	-	-	-	-
DBC (Fan/ HEX/ Box)		Fan	Fan	Fan	Fan	-	-	-	-	-
Microparticle Catching Filter (Pm 2.5)		-	-	-	-	●	●	●	●	●
<b>COMFORT</b>										
3D i-See Sensor		-	-	-	-	-	-	-	-	-
Computerised Dehumidification		●	●	●	●	●	●	●	●	●
Wide & Long Air Flow		-	-	-	-	-	-	-	●	●
Long Air Flow		-	-	12m	12m	-	-	-	-	-
Fuzzy Logic (I-Feel)		●	●	●	●	●	●	●	●	●
Econo Cool		●	●	●	●	-	-	-	-	-
Powerful Cool		●	●	●	●	-	-	-	-	-
Double Vane		-	-	-	-	-	-	-	-	-
Auto Mode (I-Feel)		●	●	●	●	●	●	●	●	●
Area Setting		-	-	-	-	-	-	-	-	-
Vane Control		5	5	5	5	5	5	5	5	5
Sleep Mode		-	-	-	-	●	●	●	●	●
Fast Cooling		-	-	-	-	●	●	●	●	●
<b>CONVENIENCE</b>										
24 hours On/Off Timer		●	●	●	●	●	●	●	●	●
LCD Wireless Remote Controller		●	●	●	●	●	●	●	●	●
Weekly Timer		-	-	-	-	-	-	-	-	-
Back Light (Remote Control)		-	-	-	-	-	-	-	-	-
<b>RELIABILITY</b>										
Auto Restart		●	●	●	●	●	●	●	●	●
Anti-rust Treatment		●	●	●	●	●	●	●	●	●
Durable Electronic Metal Housing		●	●	●	●	●	●	●	●	●
Emergency Circuit Protection		●	●	●	●	●	●	●	●	●
Self Diagnostic (IDU Blinking)		●	●	●	●	●	●	●	●	●
Auto Fan Mode		●	●	●	●	●	●	●	●	●
Long Piping Length		20m	20m	30m	30m	20m	20m	20m	20m	30m
Blue Fin Condenser		●	●	●	●	●	●	●	●	●
Self Diagnostic (Error code on RC)		-	-	-	-	1-Way	1-Way	1-Way	1-Way	1-Way



## Summary Features

DELUXE INVERTER					SUPER DELUXE INVERTER	
MSY/ MUY - GR10VF	MSY/ MUY - GR13VF	MSY/ MUY - GR18VF	MSY/ MUY - GR24VF	MSY/ MUY - GR28VF	MSZ/ MUZ - LN10VF	MSZ/ MUZ - LN13VF
●	●	●	●	●	●	●
optional*	optional*	optional*	optional*	optional*	-	-
-	-	-	-	-	●	●
-	-	-	-	-	●	●
-	-	-	-	-	-	-
●	●	●	●	●	●	●
optional*	optional*	optional*	optional*	optional*	-	-
-	-	-	-	-	●	●
●	●	●	●	●	●	●
-	-	●	●	●	-	-
8m	8m	12m	12m	12m	-	-
●	●	●	●	●	●	●
-	-	-	-	-	●	●
-	-	-	-	-	●	●
●	●	●	●	●	●	●
●	●	●	●	●	●	●
-	-	-	-	-	●	●
5	5	5	5	5	5	5
●	●	●	●	●	-	-
●	●	●	●	●	-	-
●	●	●	●	●	●	●
●	●	●	●	●	●	●
-	-	-	-	-	●	●
-	-	-	-	-	-	-
●	●	●	●	●	●	●
●	●	●	●	●	●	●
●	●	●	●	●	●	●
●	●	●	●	●	●	●
●	●	●	●	●	●	●
●	●	●	●	●	●	●
20m	20m	20m	30m	30m	20m	20m
●	●	●	●	●	●	●
2-Way	2-Way	2-Way	2-Way	2-Way	-	-





**HEAD OFFICE:**

**MITSUBISHI ELECTRIC SALES MALAYSIA SDN BHD** (197101000755)

Lot 11, Jalan 219, PO Box 1036, 46860 Petaling Jaya,  
Selangor Darul Ehsan, Malaysia.  
Hotline: 1-300-13-1303 Fax: 03-7956 3950  
Website: [www.mitsubishielectricmalaysia.com](http://www.mitsubishielectricmalaysia.com)

**Branches:**

**Penang** : 25-G, Pusat Perniagaan Perdana Jaya,  
Jalan Permatang Rawa,  
14000 Bukit Mertajam, Pulau Pinang.  
Tel: 04-510 1838 Fax: 04-510 1835

**Malacca** : 365-H, Jalan Melor 4,  
Taman Peringgiti Jaya, 75400 Malacca.  
H/P: 012-977 9221

**Johor** : PLO 32, Kawasan Perindustrian  
Senai II, 81400 Senai,  
Johor Darul Takzim.  
Tel: 07-598 4327 Fax: 07-598 4173

**Kelantan** : 1683, Kg. Dusun Raja Panji,  
16100 Kota Bharu, Kelantan.  
H/P: 010-403 2899

**Perak** : No. 41, Laluan Tasek Timur 15, (Lorong Bercham 4),  
Taman Mewah, Bercham, 31400 Ipoh, Perak.  
Tel: 012-608 5789

**Sarawak** : 28F Lorong 23, Jalan Central Timur,  
93300 Kuching Sarawak.  
Tel: 016-866 1383



Mitsubishi Electric Consumer Products and Mitsubishi Electric Shizuoka Works acquired ISO 9001 certification under Series 9000 of the International Standard Organization (ISO) based on a review of Quality Warranties for the production of air conditioning equipment. The plant also acquired environmental management system standard ISO 14001 certification.

New publication effective August 2017. Specifications subject to change without notice.  
Due to printing consideration, the actual colours may vary slightly from those shown inside brochure.

Authorised Dealer: